


DEMANDEUR

Mairie de Mazan

66, boulevard de la Tournelle
84380 MAZAN
Tél : 04.90.69.70.19 - Fax : 04.90.69.66.98
mairie-mazan@wanadoo.fr



MAITRE D'OEUVRE

ARCHYTECTA

Sarl d'Architecture

3361 Chemin de la Peyrière - 84 200 CARPENTRAS
TEL 04 90 67 31 98
e-mail: contact@archysecta.fr



**Bureau d'études Acoustique
HC ACOUSTIQUE**

17 Av Fanonne Guillemé
34 970 LATTES
TEL 04 67 22 47 89 - FAX 09 72 15 17 02



Bureau d'études Fluides

SARL BET FOBIS

Hôtel d'entreprise "Croix rouge" Lot 13 étage 1
10 Av de la Croix rouge
84 000 AVIGNON
TEL 04 90 84 08 33 FAX 04 90 84 08 55



**Coordinateur SSI
DITEC INGENIERIE**

173Av de l'Orme Fourchu
ZI de Foncouverte
84 000 AVIGNON
TEL 009 60 45 04 19 FAX 04 90 31 17 29



Economiste

CABINET MAZZOLA

593 chemin du Rocan
84 200 CARPENTRAS
TEL 06 27 62 06 70



**Bureau d'études VRD
C2A**

1 avenue René Cassin
84170 MONTEUX
TEL 04 90 61 02 67



Bureau d'études structure

NC INGENIERIE

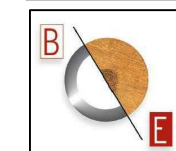
24 ter Av Gabriel Peri
30 400 VILLENEUVE LES AVIGNONS
TEL 04 90 15 09 17 FAX 04 32 70 02 78



Bureau d'études structure bois

BAINIER ETUDES

22 Avenue du Couleton
84160 PUYVERT
TEL 04 90 09 63 99



BUREAU DE CONTROLE ET CSPS

Bureau de Contrôle

APAVE

60 chemin de Fontanille - CS 40064 - ZA Agroparc - Bât3
84918 AVIGNON cedex 9
TEL 04 90 31 54 10
julien.leroux@apave.com



CSPS

APAVE

60 chemin de Fontanille - CS 40064 - ZA Agroparc - Bât3
84918 AVIGNON cedex 9
TEL 04 90 31 54 10
batiment.vr@apave.com



CONSTRUCTION D'UN DOJO

N.B: LES FICHIERS PDF DOIVENT ETRE IMPRIMES SANS AJUSTEMENT D'ECHELLE, NI MISE A L'ECHELLE PAR RAPPORT AU PAPIER.

Carnet de Menuiseries et Serrureries

PHASE

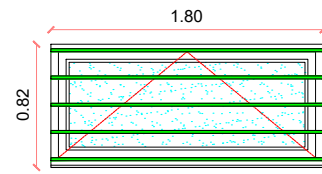
DOE

ECHELLE

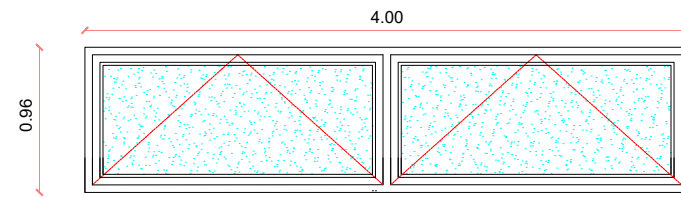
1/50

DATE

Octobre 2019

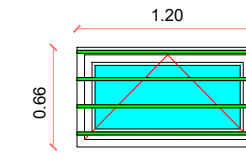


Fenêtre à soufflet
Ouvrant 1.80 x 0.815 Ht
ME.10

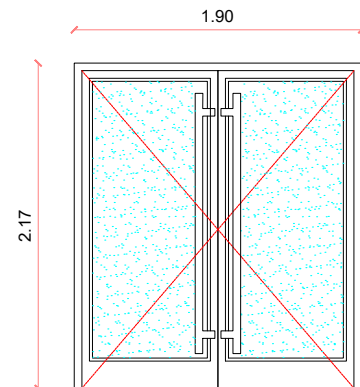


Fenêtre à soufflet double

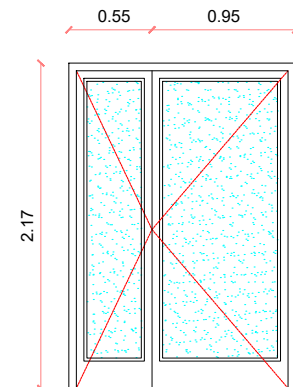
- ME.12
- ME.13
- ME.14
- ME.15
- ME.16
- ME.18
- ME.19
- ME.20
- ME.21
- ME.22



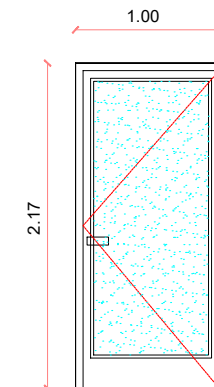
Fenêtre à soufflet
Ouvrant 1.20 x 0.665 Ht
ME.02
ME.04



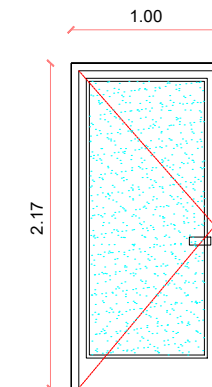
Porte Vitrée deux ouvrant
0.90 + 0.90
Passage 1.80 x 2.17 Ht
ME.11



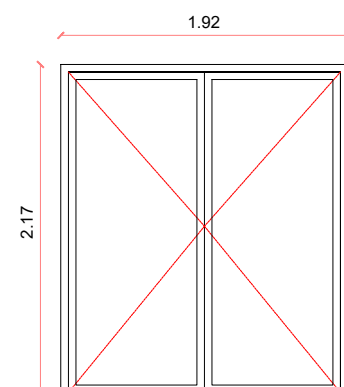
Porte vitrée tiercée
deux ouvrant 0.50 + 0.90
Passage 1.50 x 2.17 Ht
ME.17



Porte vitrée
ouvrant
Passage 0.90 x 2.17 Ht
ME.01

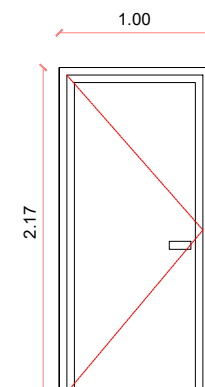


Porte vitrée
ouvrant
Passage 0.90 x 2.17Ht
ME.05

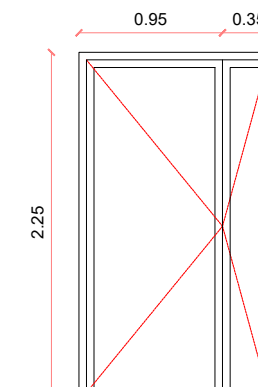


Porte bois pleine habillage
identique bardage bois façade
deux ouvrant
Passage 1.92 x 2.17 Ht

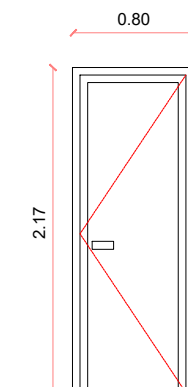
- ME.06
- ME.08



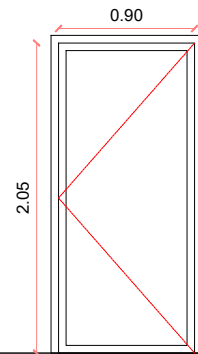
Porte métallique
ouvrant
passage 0.90 x 2.17Ht
ME.09



Porte métallique tiercée
deux ouvrants 0.90 + 0.30
Passage 1.20 x 2.20Ht
ME.07

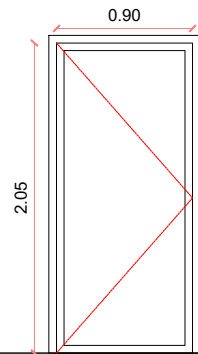


Porte métallique
ouvrant poussant droit
Passage 0.70 x 2.20Ht
ME.03



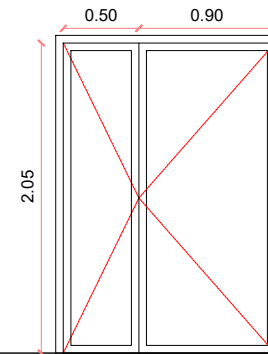
Porte ouvrant
poussant droit
Passage 0.90 x 2.05 Ht

MI.02
MI.06



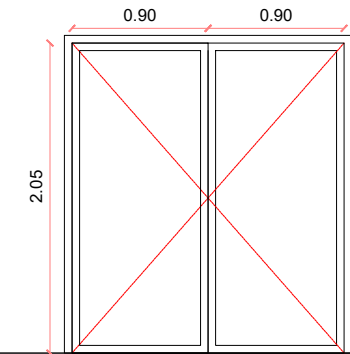
Porte ouvrant
poussant gauche
Passage 0.90 x 2.05 Ht

MI.01
MI.03
MI.05
MI.07



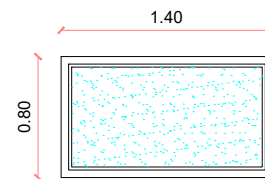
Porte tiercer
deux ouvrant 0.50 + 0.90
Passage 1.40 x 2.05 Ht

MI.09



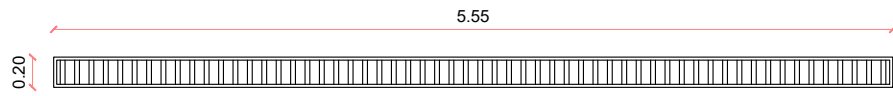
Porte deux ouvrants
0.90 + 0.90
Passage 1.80 x 2.05 Ht

MI.04

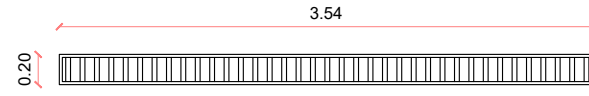


Fenêtre fixe
1.40 x 0.80 Ht

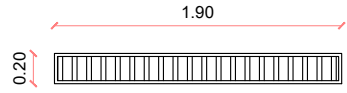
MI.08



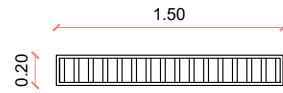
Grille caniveau
sur portes
0.20 x 5.55ml
S.C 03



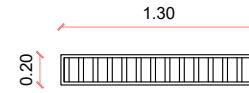
Grille caniveau
sur portes
0.20 x 3.54ml
S.C 01
S.C 05



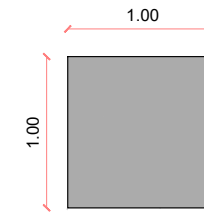
Grille caniveau
sur portes
0.20 x 1.90ml
S.C 07
S.C 09




Grille caniveau
sur portes
0.20 x 1.50ml
S.C 10



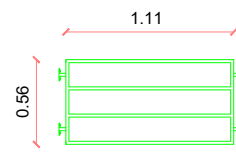
Grille caniveau
sur portes
0.20 x 1.20ml
S.C 06



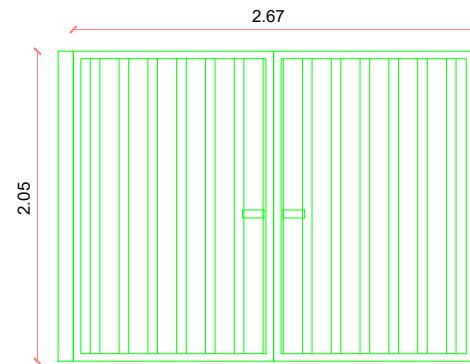
Plaque Inox
sur façade Nord
S.I 11 S=10.70m²
S.I 12 S=10.70m²



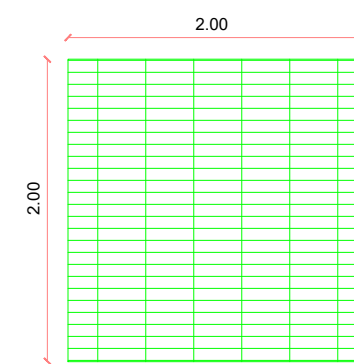
Barreaux horizontaux sur
ouverture 1.80 x 0.80 Ht
S.F 08



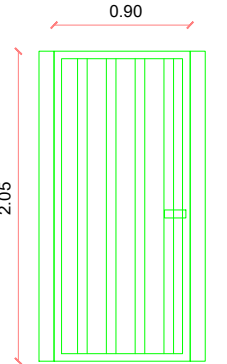
Barreaux horizontaux sur
ouverture 1.20 x 0.60 Ht
S.F 02
S.F 04



Portail extérieur
Passage 2.67 x 2.05 Ht
S.P 13



Clôture panneau rigide
Dimension 2.00 x 2.00 Ht
S.C 15 L=30.50ml



Portail extérieur
Passage 0.90 x 2.05 Ht
S.P 14