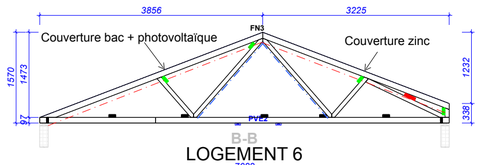

LOGEMENT 6

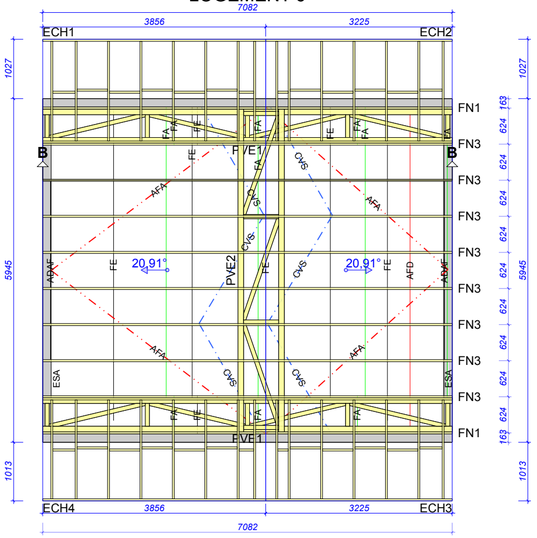

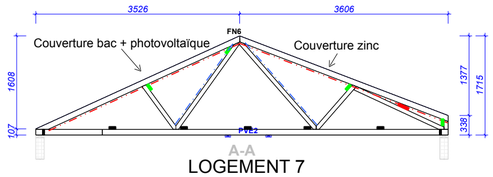

LOGEMENT 7

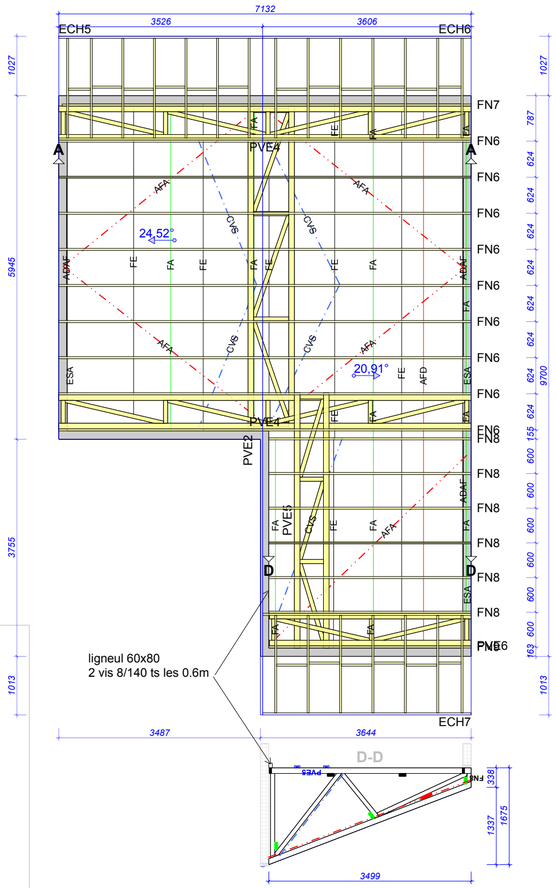

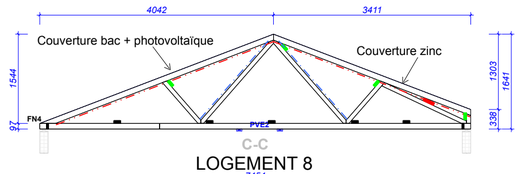

LOGEMENT 8

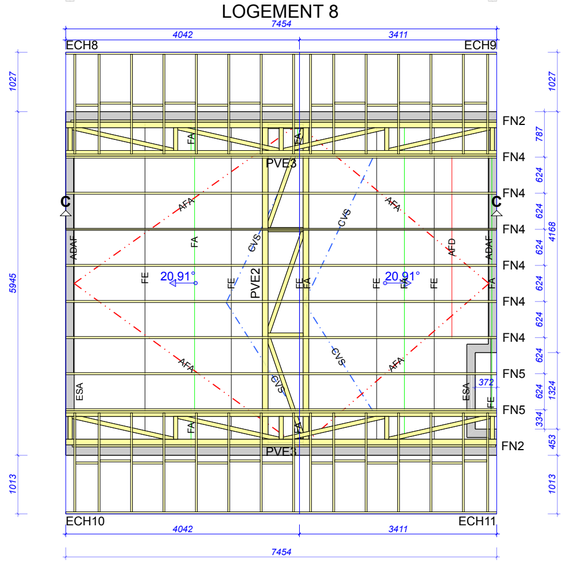

ECHELLE DE PIGNON

Couverture zinc

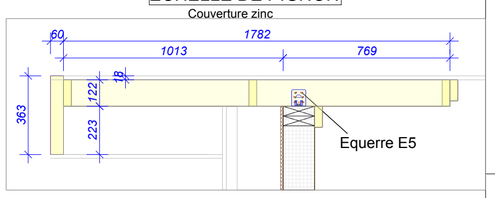

ECHELLE DE PIGNON

Couverture bac + photovoltaïque

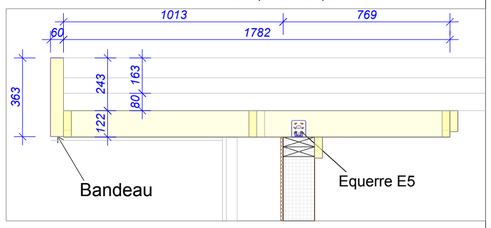

PIED DE FERMETTE

Couverture bac + photovoltaïque

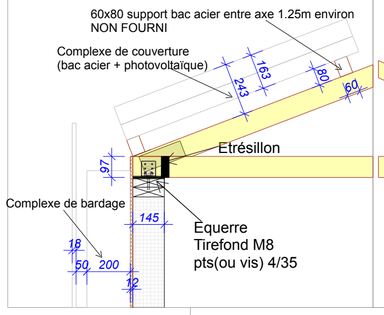

PIED DE FERMETTE

Couverture zinc

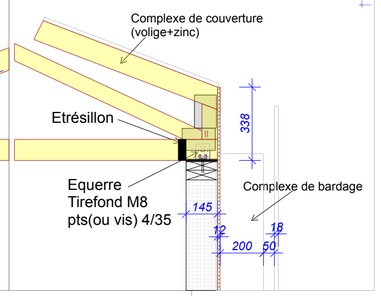

FIXATIONS

Pointes 4/35 (ou vis)
non fournies

Tirefond M8

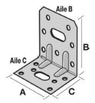

AT1: A=55 ;B=75; C=48

CONDITIONS D'APPUIS

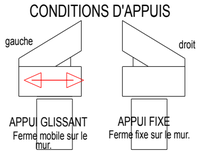

DETAIL POUTRES AU VENT

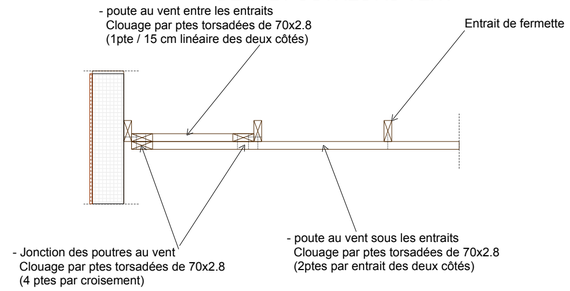

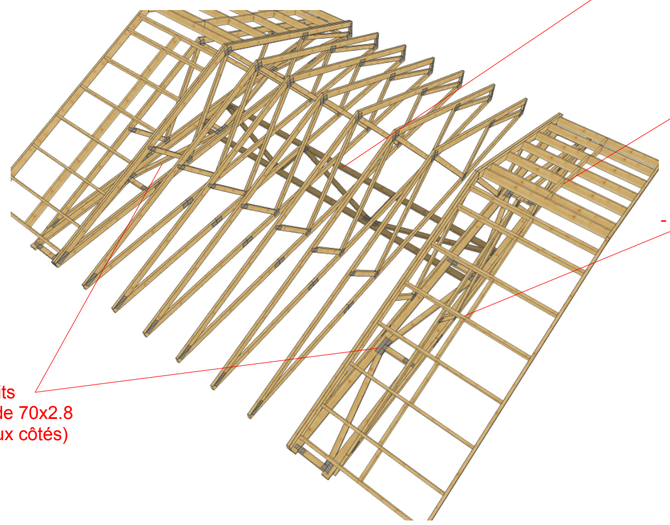

- poute au vent sous les entraits
  Clouage par ptes torsadées de 70x2.8
  (2ptes par entrait des deux côtés)

- echelle de pignon
  1 éqeurre E5 par traverse sur le mur OB

- echelle de pignon
  Clouage par ptes torsadées de 70x2.8 contre la fermette
  (1pte / 15 cm linéaire des deux côtés)

- poute au vent entre les entraits
  Clouage par ptes torsadées de 70x2.8
  (1pte / 15 cm linéaire des deux côtés)

Legende combles perdus

FAA = Lisse*(25x75)
ADAF = Equerres + Etresillons*(36x97)
CVS = Contreventement*(25x75)
AFA = Antiflambage arba*(25x100)
AFD = Antiflambage diagonale*(25x75)
FA = Lisse*(25x75)
FE = Lisses*(25x75)

les fermes doivent être fixées et rigidement solidarisées à chaque pignon ou refend tous les 1.20ml

CILC Charpentes
Zone de Chalembert
86130 JAUNAY CLAN
TEL : 05 49 62 35 85

REFERENCE JOB:318290-VOUILLE LGTS 6,7,8
CLIENT: SARL ABAUX
CHANTIER: GENDARMERIE ET 18 LGTS
ZONE: LOGEMENTS 6,7 et 8
ADRESSE: 86190 VOUILLE

DATE:17/05/2018	ECHELLE: 1:75	N° plan: CI 03