
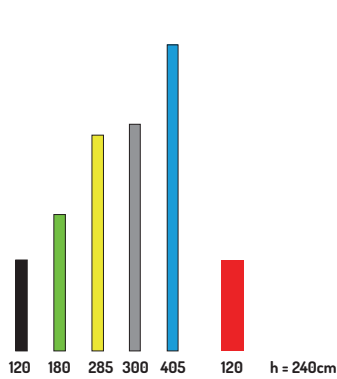


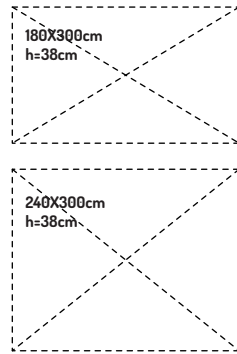
Échelle graphique



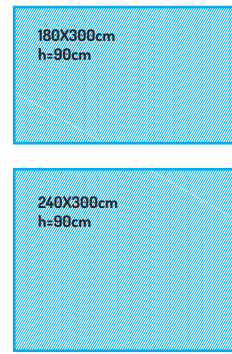
JEU DE CONSTRUCTION (plan)



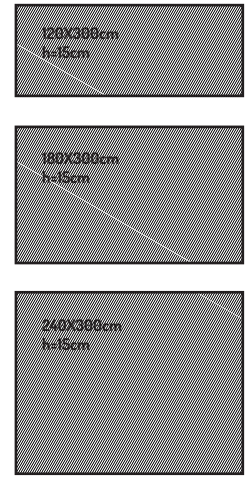
5 PANNEAUX "MUR"
(AVEC OU SANS OUVERTURE)
1 BLOC ENERGIE



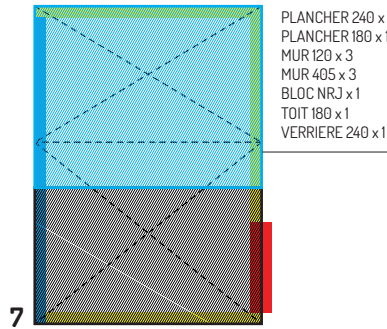
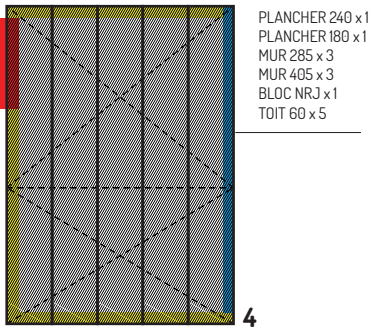
2 PLANCHERS MOBILES



2 VERRIÈRES

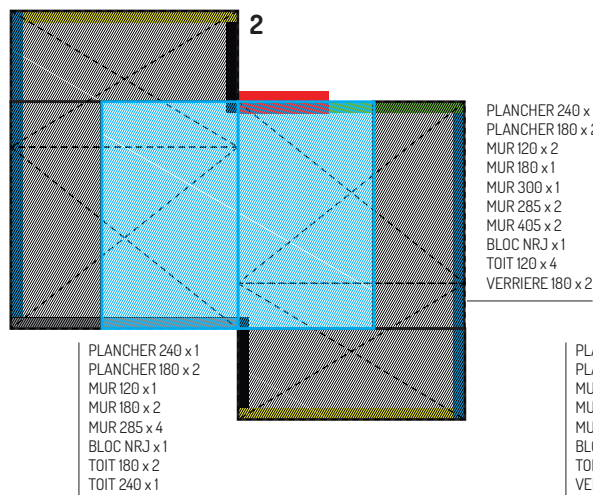
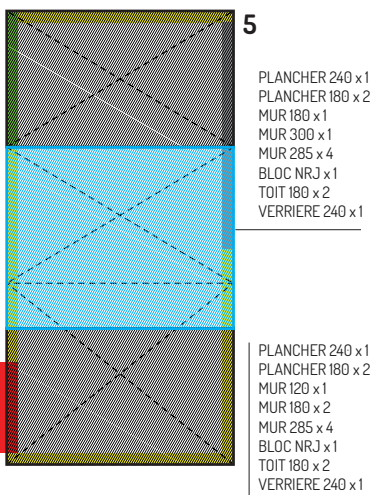


4 PANNEAUX "TOIT"



COMBINAISON & TYPOLOGIE (plan)

- 1 administration
- 2 direction artistique
- 3 production
- 4 technique (prototype bureau 1)
- 5 direction technique
- 6 coordination
- 7 communication (prototype bureau 2)
- 8 studio



PLANCHER 240 x 1
PLANCHER 180 x 2
MUR 120 x 1
MUR 180 x 2
MUR 285 x 4
BLOC NRJ x 1
TOIT 180 x 1
VERRIERE 180 x 1
VERRIERE 240 x 1

PLANCHER 240 x 1
PLANCHER 180 x 2
MUR 120 x 1
MUR 180 x 2
MUR 285 x 4
BLOC NRJ x 1
TOIT 240 x 1
VERRIERE 180 x 2

